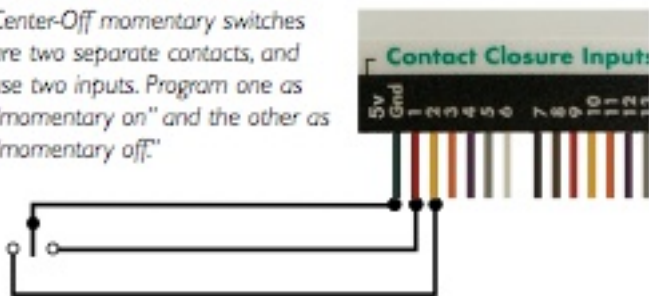



LC&D BlueBox Contact Closure Input Module

Center-Off momentary switches are two separate contacts, and use two inputs. Program one as "momentary on" and the other as "momentary off."

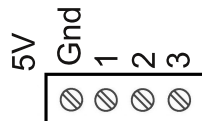


Momentary switches are often programmed as "toggle" or "momentary on" (for an override switch). They can also be "off" or "mixed mode."

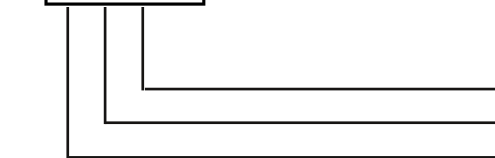
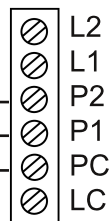


TT-K Series Key Switch Wiring Connections

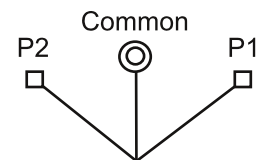
BlueBox CCIM Terminal Block



TT-K Terminal Block



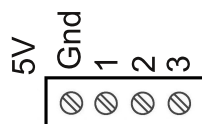
TT-K Lock Configuration




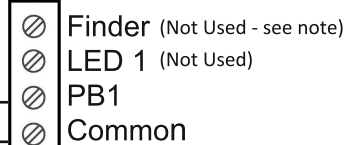
□ = Momentary Positions
⊙ = Key Pull Position

TT-S Series Push Button Switch Wiring Connections

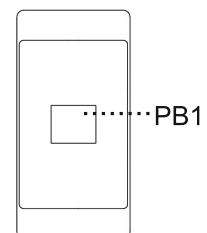
BlueBox CCIM Terminal Block



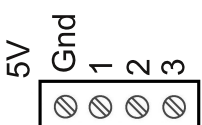
TT-S1 Terminal Block




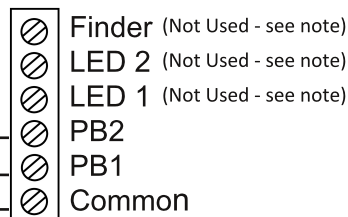
TT-S1 Switch



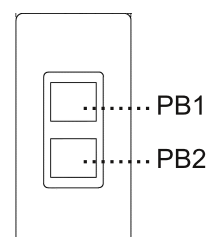
BlueBox CCIM Terminal Block




TT-S2 Terminal Block



TT-S2 Switch



BlueBox CCIM Terminal Block



BlueBox CCIM Terminal Block

